

# Large Presentation Room

## Design Guide

DOC-0518-001 REV 1.9 – Arp 08, 2022

### Room Application

Web Collaboration,  
Audio Conferencing, Voice Lift,  
Presentation

### Included Interfaces

VoIP, Analog Telco, USB Audio,  
Bluetooth

### Primary Equipment

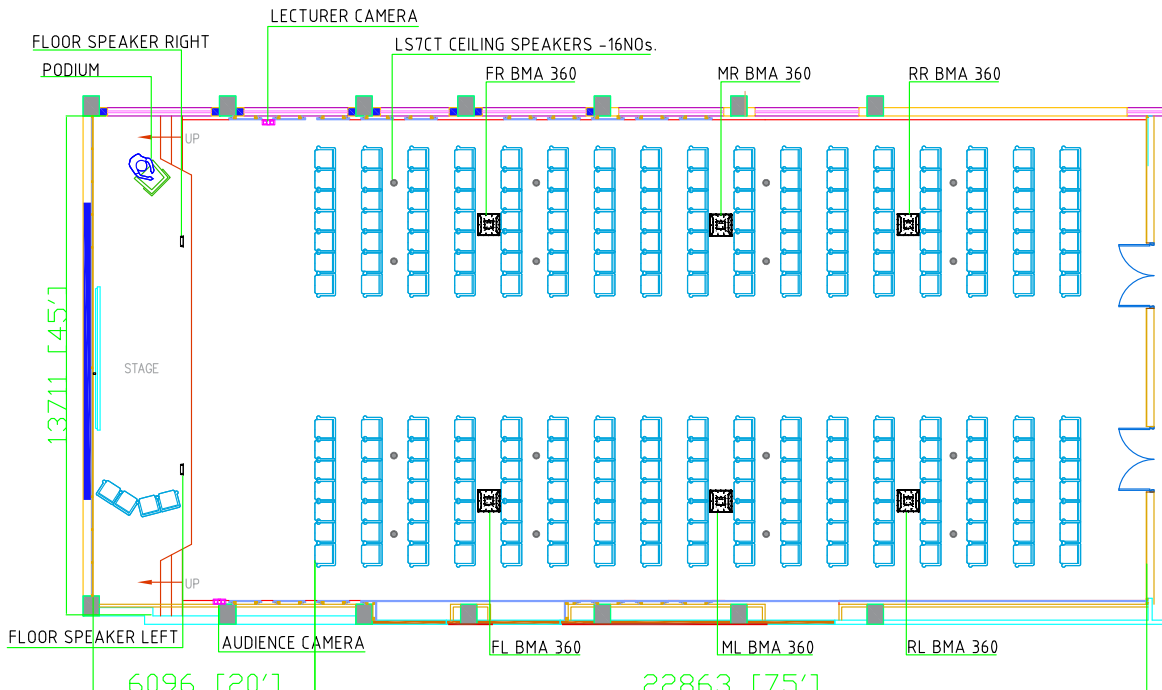
- Converge Pro 2 48VT
- BMA 360 Microphone
- USB Expander
- Unite 150 Camera

### Software/Firmware revisions utilized

- CONSOLE® AI Version: 7.5.4.1
- DSP Version: 8.5.15.0
- BMA 360 Version: 1.0.6.10



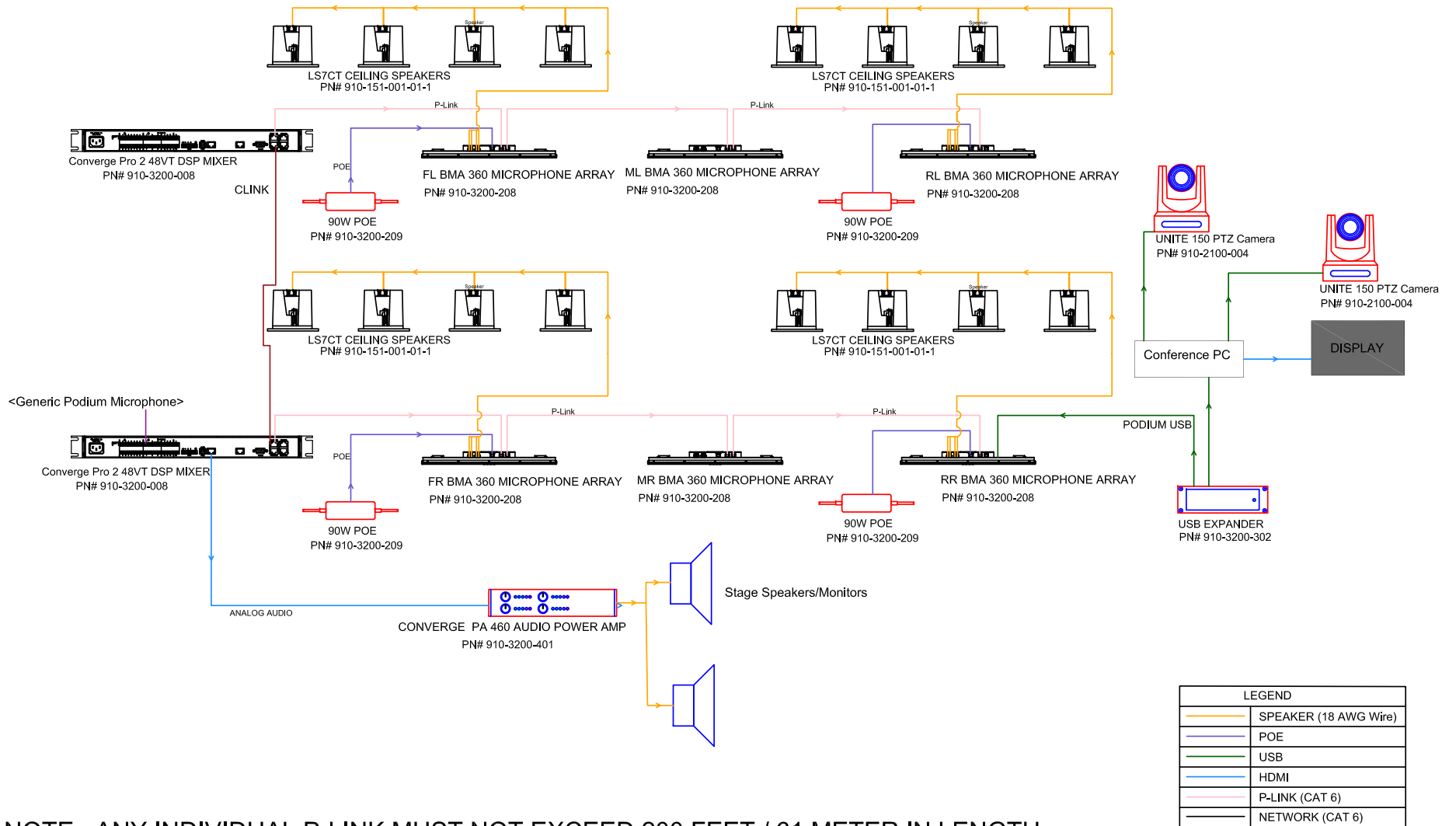
### Room Illustrations



### Room Description

A Large Presentation Room with excellent Voice Lift capabilities and connectivity options. Everyone in this room can be heard, both locally and on the cloud or phone call connections. The Presenter has full control over the audience microphones as well.

Wiring Diagram

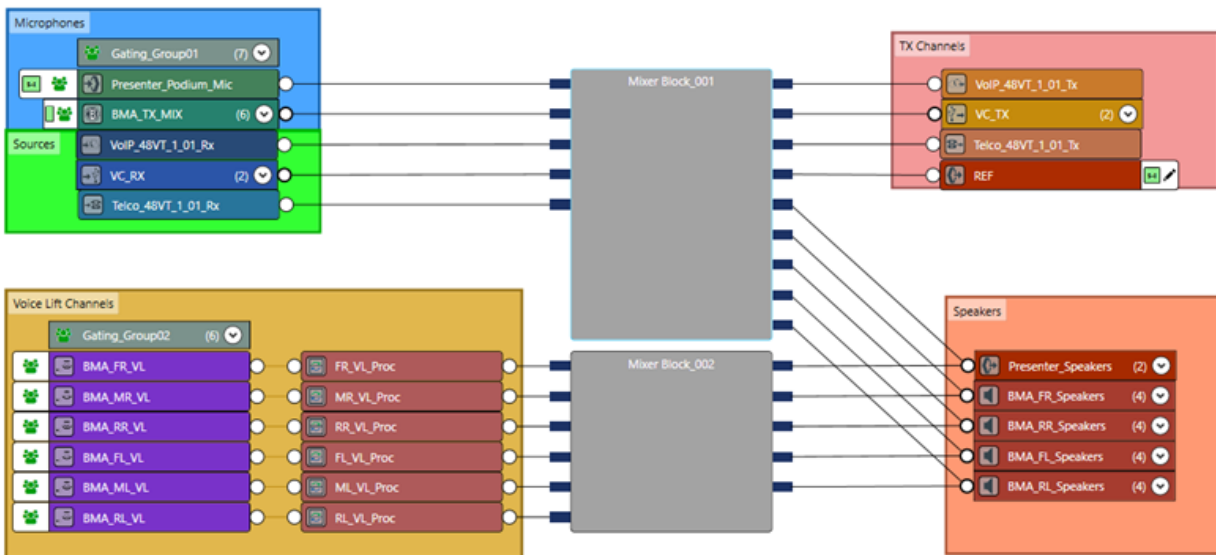


NOTE: ANY INDIVIDUAL P-LINK MUST NOT EXCEED 200 FEET / 61 METER IN LENGTH

**Equipment list:**

Qty	Part Number	Product Name	Description
2	910-3200-008	CONVERGE® Pro 2 48VT	DSP Mixer with 4 Mic/Line AEC Inputs, 8 Mic/Line Outputs, USB Audio, VoIP, Telephone Interface, 2 x 10 Watt Power Amplifier
4	910-3200-209	90W PoE++ power supply kit for BMA	Includes 1 x 90 Watt PoE++ Injector, 2 x 25 ft CAT6 cables
6	910-3200-208	BMA 360 24 Inch	BMA with 4 x 15 Watt Power Amplifiers. PoE Injector and CAT6 cables not included. 910-3200-208-I 600 mm model also available.
1	910-3200-302	USB Expander for CONVERGE® Pro 2	Includes 6 ft USB cable
8	910-151-001-01-1	Ceiling Speakers	Includes 2 x LS7CT ceiling speakers with 8 ohm and 70V/100V transformer taps and ceiling tile bridges.
2	910-2100-004	UNITE® 150 PTZ Camera	PTZ camera with 12x optical Zoom, 1080P30 Full HD, USB
1	910-3200-401	CONVERGE® PA 460	4 Ch x 60 Watts Class-D audio power amplifier. Half rack size. Rack-mount kit not included.

**FlowView™ Diagram**



## Included Macros

- House\_SPKR\_UP : Raises the audience overhead speakers by 3 dB per execution.
- House\_SPKR\_DOWN : Reduces the audience overhead speakers by 3 dB per execution.
- Stage\_SPKR\_UP : Raises the stage monitor speakers by 3 dB per execution.
- Stage\_SPKR\_DOWN : Reduces the stage monitor speakers by 3 dB per execution.
- Stage\_SPKR\_ON : Enables the stage monitor speaker outputs.
- Stage\_SPKR\_OFF : Disables the stage monitor speaker outputs.
- Mic\_Mute\_Stage : Disables the stage podium microphone.
- Mic\_Unmute\_Stage : Enables the stage podium microphone.
- Mic\_Mute\_House : Disables all audience BMA 360 microphones.
- Mic\_Unmute\_House : Enables all audience BMA 360 microphones.
- House\_to\_Stage\_OFF : Disables local voice lift from audience to stage.
- House\_to\_Stage\_ON : Enables local voice lift from audience to stage.
- Stage\_to\_House\_OFF : Disables local voice lift from podium to audience.
- Stage\_to\_House\_ON : Enables local voice lift from podium to audience.
- Mic\_Unmute\_ALL : Enables all microphones for stage and audience.
- Mic\_Mute\_ALL : Disables all microphones for stage and audience.

\* Macros can be executed via Telnet or serial communications.  
Refer to the Converge Pro 2 Serial Command Reference Manual for details.

Download the Large Presentation Room files: [HERE](#)

## SALES AND INQUIRIES

### Headquarters

5225 Wiley Post Way Suite 500  
Salt Lake City, UT 84116

### Headquarters

Main: +1.801.975.7200

### Sales

Tel: +1.801.975.7200  
[sales@clearone.com](mailto:sales@clearone.com)

### Tech Support

Tel: +1.801.974.3760  
[audiotechsupport@clearone.com](mailto:audiotechsupport@clearone.com)