

ClearOne®

VIEW® Lite CJ100 Controller

Controller for JPEG2000 based VIEW Lite Encoders & Decoders

Quick-Start Guide



Table of Contents

PRODUCT OVERVIEW	1
VIEW® LITE AV OVER IP STREAMING SYSTEM	1
DEVICE APPLICATION.....	1
CONTROLLER IN A NETWORK	2
PARTS INCLUDED.....	3
CONNECTING THE CJ100 CONTROLLER.....	4
COMPLIANCE.....	5
PART NUMBERS.....	5

PRODUCT OVERVIEW

VIEW® LITE AV OVER IP STREAMING SYSTEM

The VIEW Lite platform is designed to stream high-quality audio and video over a TCP/IP network (AVoIP™). An encoder, such as a VIEW Lite EJ100, takes digital video and audio from a source device, such as a receiver, cable box or DVR, and makes the source available anywhere on the dedicated Ethernet LAN network. A decoder, such as the VIEW Lite DJ100, takes the combined video and audio stream and decodes it. The DJ100 then sends the video and audio to a display such as a HDTV or projector and sound system.

DEVICE APPLICATION

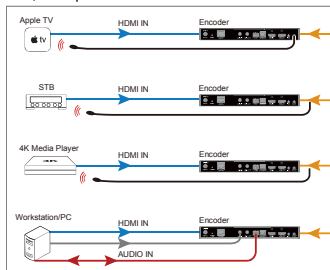
The CJ100 is a controller for VIEW Lite encoders and decoders. The CJ100 offers integration-friendly and flexible LAN control (Web GUI & Telnet) features. It can also be used with 3rd-party controllers.

VIEW LITE CJ100 CONTROLLER

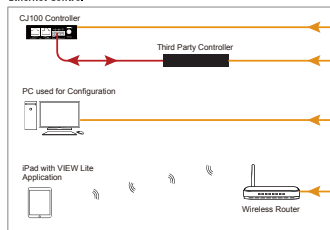
CONTROLLER IN A NETWORK

The VIEW Lite CJ100 controller discovers VIEW Lite encoders and decoders automatically. The CJ100 controller acts as an interface between 3rd-party controllers and VIEW Lite encoders and decoders. It can also be connected to 3rd-party control systems through an IP or RS232 connection.

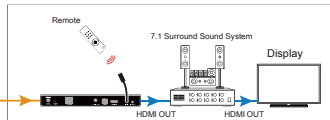
Audio/Video Input



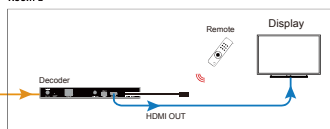
Ethernet Control



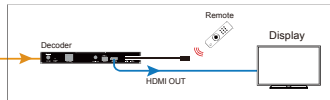
Room A



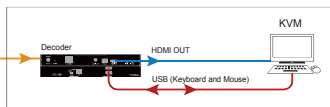
Room B



Room C



Room D




PARTS INCLUDED

The following items are included with the VIEW Lite CJ100 Controller:

- 1X VIEW Lite CJ100 Controller Unit
- 1X 12V DC Power Adapter
- 1X Detachable Plug
- 1X Phoenix Euroblock (Male, 3.5 mm, 6 pins)
- 2X Mounting Ears with Screws

Verify that all items have been received. If there is any issue, please contact your ClearOne representative.



Mounting ears shown separately



Mounting ears attached to the unit

VIEW LITE CJ100 CONTROLLER

CONNECTING THE CJ100 CONTROLLER

VIEW Lite CJ100 Front Panel



A. LED

» Status:

- Off (no light): Unit powered off, or in the boot process.
- Blue: Unit is working properly.

» Power: Solid red indicates the unit is powered on.

B. Reset Button: Press and hold for 5+ seconds for factory reset.

NOTE: All custom data is lost when default settings are restored.

VIEW Lite CJ100 Rear Panel



A. Ethernet/PoE Ports:

- » LAN1: RJ-45 10/100/1000Mbps Ethernet port that connects to PoE Ethernet Network Switches for communication with encoders and decoders.
- » LAN2: RJ-45 Ethernet port without PoE for 3rd-party controller controlling, configuring and managing system.
 - Left/Green LED: Indicates a good network connection.
 - Right/Amber LED: Blinks to indicate network activity.

B. RS-232 Ports: Port for debugging and display/3rd-party device serial command control.

C. 12V DC Input: Power provided by the power supply.

COMPLIANCE

Details on compliance can be found on the ClearOne website under "Resource Library".

PART NUMBERS

910-0100-003	VIEW Lite Controller CJ100
910-0100-001	VIEW Lite Encoder EJ100
910-0100-002	VIEW Lite Decoder DJ100

VIEW LITE CJ100 CONTROLLER

CONTACT INFORMATION

HEADQUARTERS:

5225 Wiley Post Way
Suite 500
Salt Lake City, UT 84116

US & Canada:

Tel: 801.975.7200
TollFree: 800.945.7730
Fax: 801.303.5711

International:

Tel: +1.801.975.7200
e-mail: global@clearone.com

Sales:

Tel: 801.975.7200
e-mail: sales@clearone.com

TechSales

Tel: 801.974.3760
e-mail: techsales@clearone.com

TechSupport

Tel: 801.974.3760
e-mail: tech.support@clearone.com